



A14 Junction 1 and Junction 2 Slip roads: Electrical Replacements.

Ref: NH 611559

22.08.22

Dear Customer,

Welcome to the first bulletin for the A14 Junction 1 and Junction 2 slip roads scheme.

Keeping you informed

I will be providing a further update in a fortnight (or as workload requires) with a look ahead to detail our planned works and any road closure and diversion route information. Please do get in touch directly should you have any questions.

What have we been doing?

Since the work started on the 8th August, we have been working on the eastbound and westbound slip-roads of the A14 at junction 1.

A14 junction 1 Eastbound and Westbound slip road

- ✓ We have mobilised and created the site compound on a small parcel of National Highways land.
- ✓ We have cleared away any necessary vegetation, this includes grass cutting, to facilitate the works.
- ✓ We have undertaken trial holes to determine the current infrastructure in the road and verges.
- ✓ We have installed / upgraded the electrical feeder pillar to support the future electrical equipment.
- ✓ We have replaced the existing street furniture including lighting, bollards and signs.

Looking ahead

During the next two weeks we will continue to work on the eastbound and westbound slip roads of the A14.

A14 junction 2 eastbound slip road 22 – 30 August

- We will clear away any necessary vegetation' including grass cutting, to facilitate the works and plant shrubs.
- We will undertake trial holes to determine the current infrastructure in the road and verges.
- We will install / upgrade the electrical feeder pillar to support the future electrical equipment.
- We will replace the existing street furniture including lighting, bollards and signs.

A14 junction 2 westbound slip road 31 August – 6 September

- We will clear away any necessary vegetation, including grass cutting, to facilitate the works and plant shrubs.
- We will undertake trial holes to determine the current infrastructure in the road and verges.
- We will install / upgrade the feeder pillar to support the future electrical equipment.
- We will replace the existing street furniture including lighting, bollards and signs.
- We will de-mobilise the site compound.

Please note that all our planned works may be subject to change due to weather conditions or unforeseen circumstances.

When will we carry out this work?

To reduce the impact on the travelling public, and for safety reasons, we will carry out this work overnight between 8pm and 6am Monday to Friday:

- During slip road closures of the A14 there are approved diversion routes in place as shown below. The A14 eastbound and westbound carriageways will not be closed during this time but lane closures will be in place to accommodate the slip road closure. These slip road closure diversion routes are specific to the slip road that is closed and will change depending on which junction we are working at.
 - 8 August- 19 August. A14 junction 1 slip roads closed.
 - 22 August - 6 September. A14 junction 2 slip roads closed.

What are the approved diversion routes?

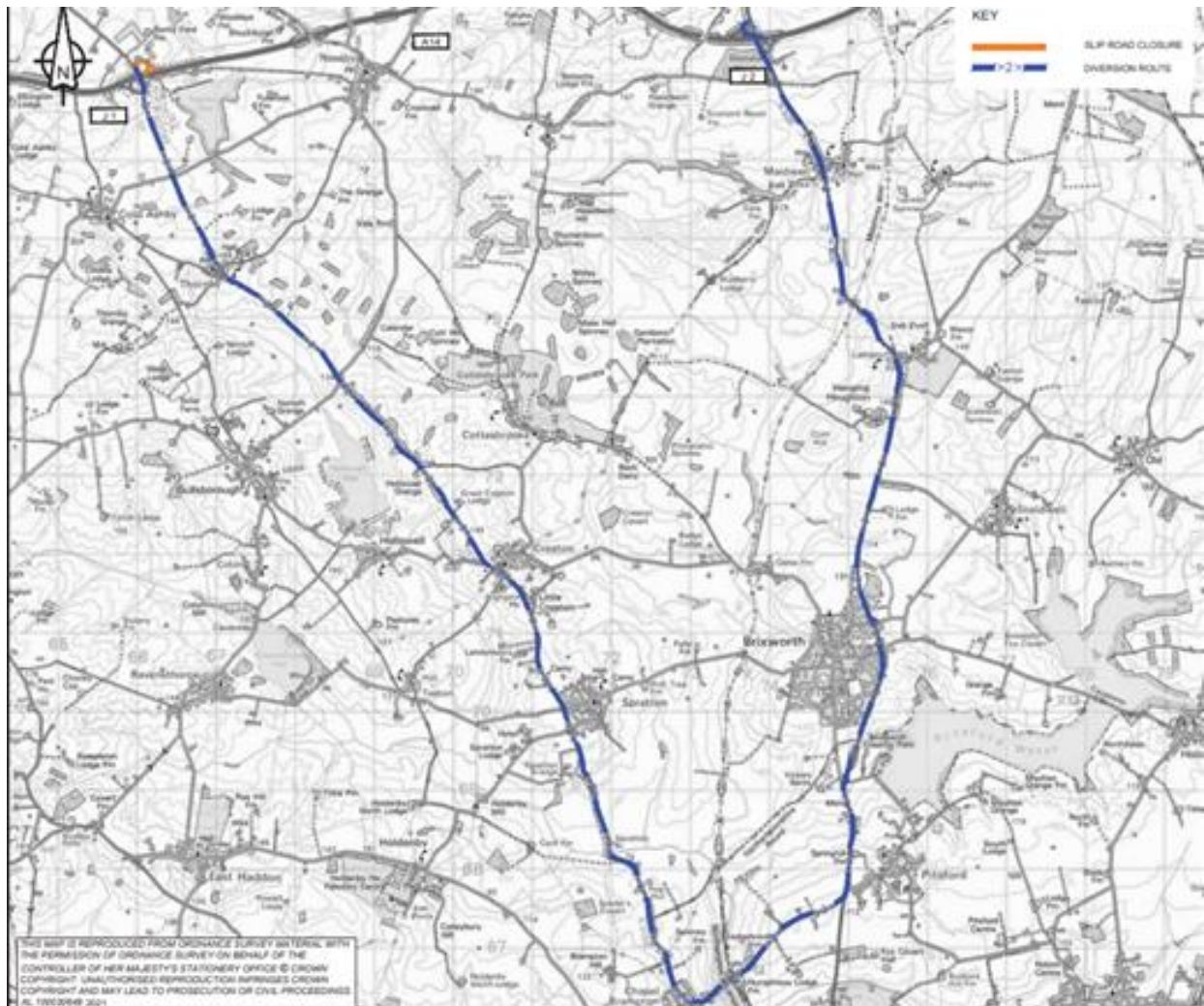
For A14 Junction 1 Eastbound Exit closure diversion route

A14 Eastbound traffic wishing to exit at Junction 1 should continue on the A14 Eastbound to Junction 2. Leave the A14 at the Junction 2 exit slip and re-join the A14 using the Junction 2 Westbound entry slip. Continue on the A14 Westbound carriageway to junction 1. Leave the A14 at the Westbound exit slip. End of diversion.



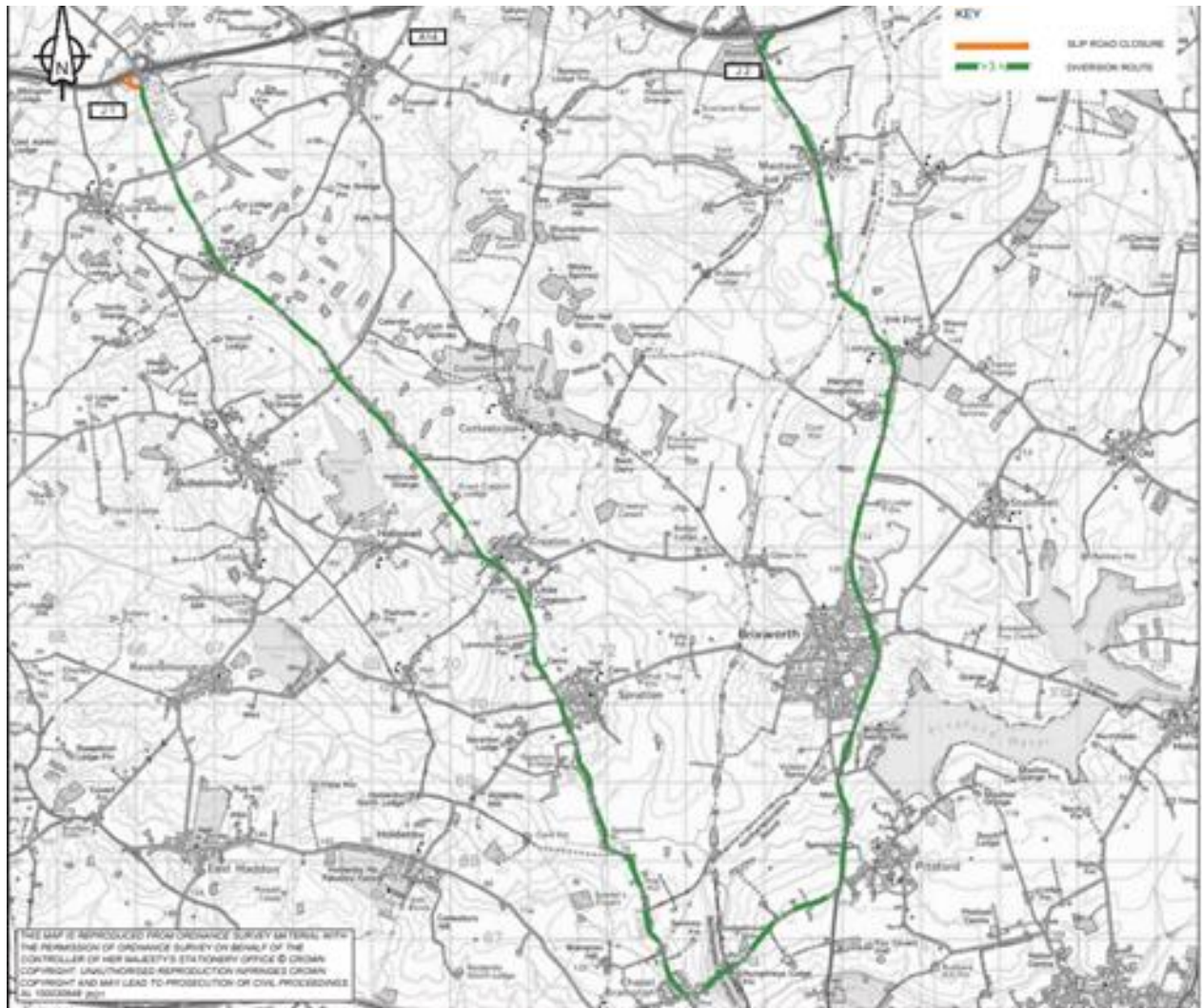
For A14 Junction 1 Eastbound Entry closure diversion route

All traffic wishing to join the A14 Eastbound at Junction 1 should join at Junction 2 by taking the A5199 Southbound to the junction with Pitsford Road. Traffic to turn left into Pitsford Road and follow on to Brampton Lane to the junction with the A508. Traffic to be diverted North on the A508 and follow Northbound to the A14 Junction 2. End of diversion.



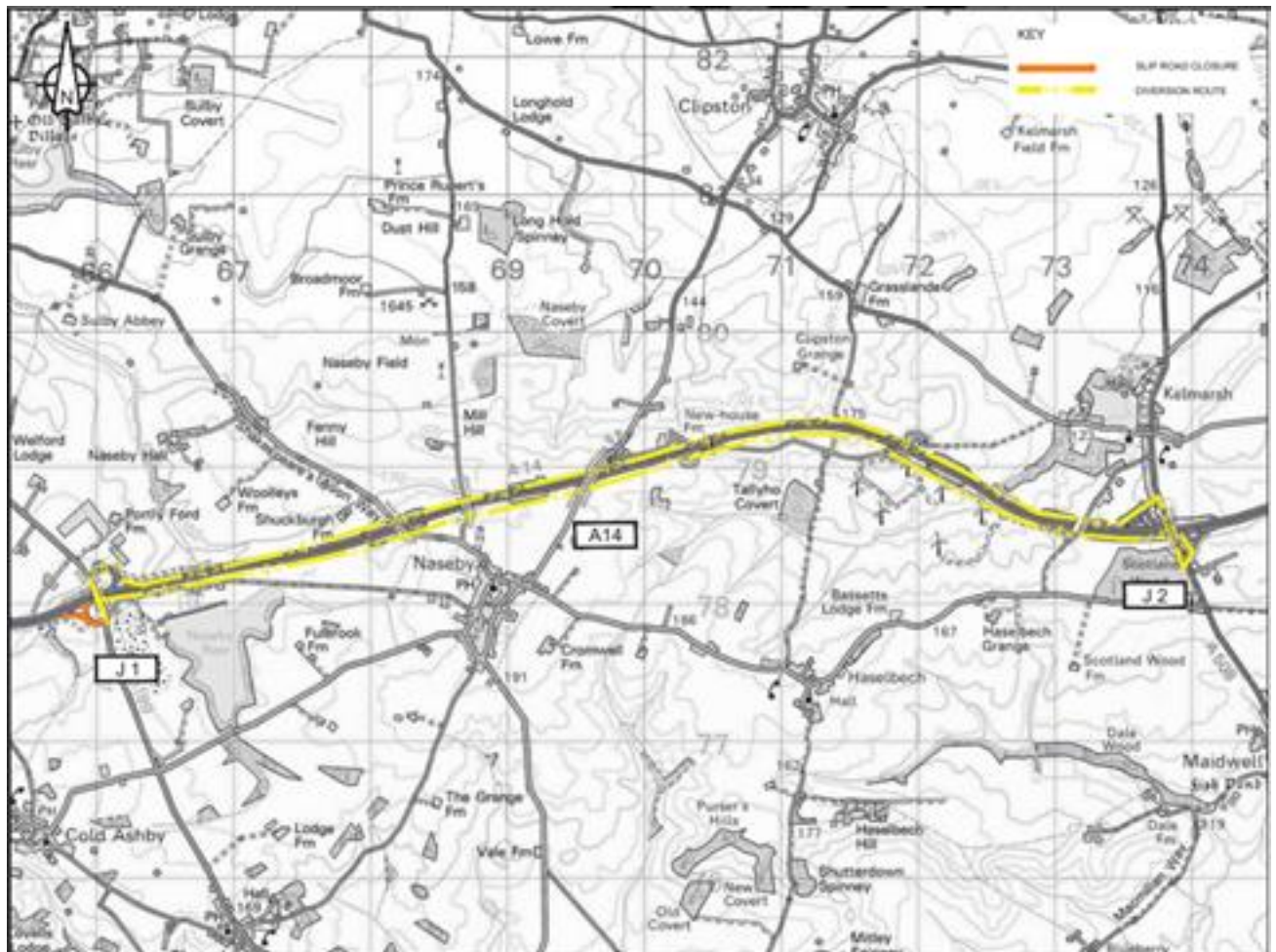
For A14 Junction 1 Westbound exit closure diversion route

All Westbound traffic to be diverted in advance of Junction 1 at Junction 2. Traffic to take the exit at Junction 2 and follow the A508 Southbound to the junction of Brampton Lane. Traffic to turn right into Brampton Lane and follow onto Pitsford Road to the junction with A5199. Traffic to be diverted North on the A5199 and follow Northbound to the A14 Junction 1. End of diversion.



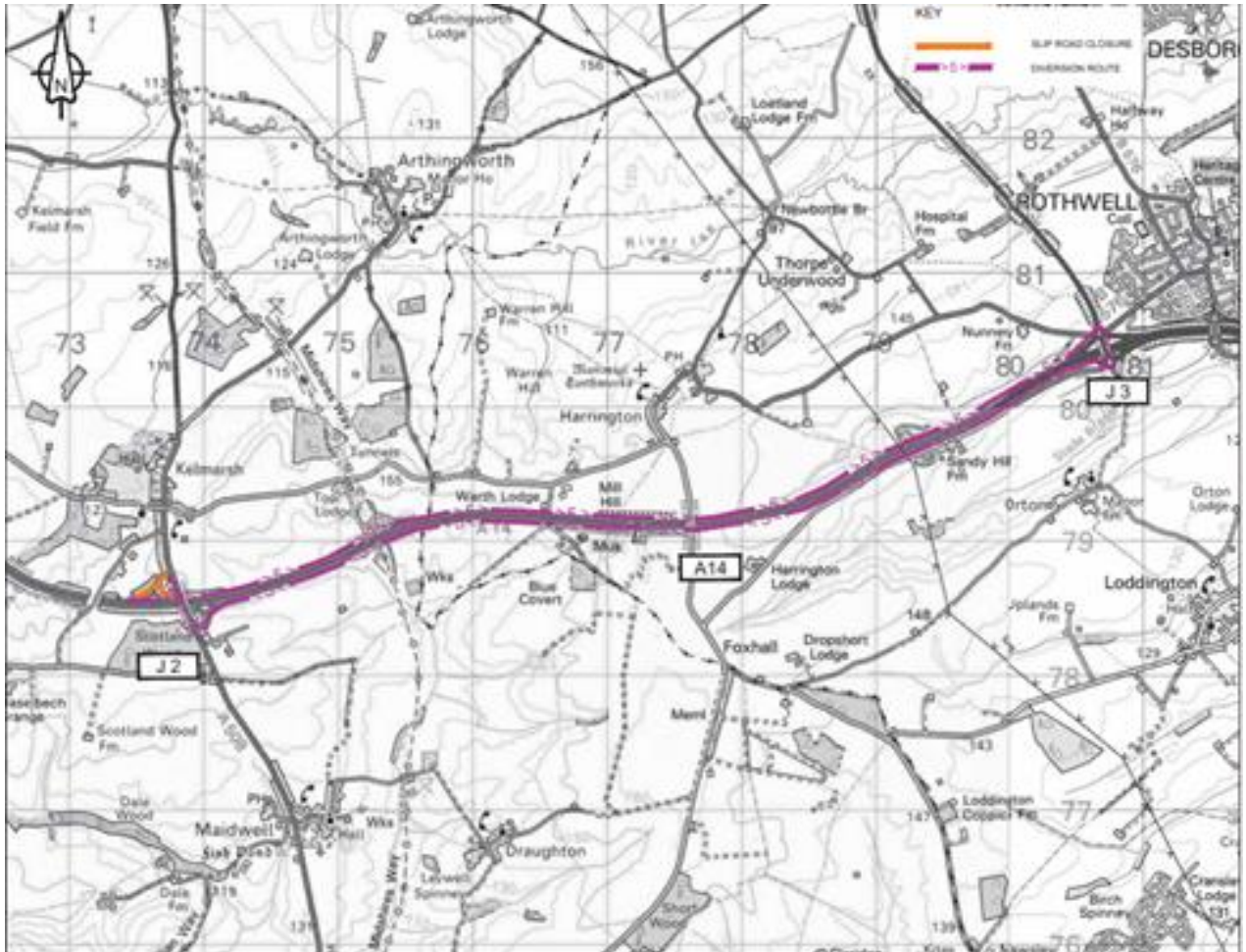
For A14 Junction 1 Westbound entry closure diversion route

All traffic wishing to join the A14 Westbound should join the A14 Eastbound at Junction 1. Continue on the A14 Eastbound to Junction 2. Leave the A14 at the Junction 2 exit slip and re-join the A14 Westbound carriageway. End of diversion



For A14 Junction 2 Eastbound Exit closure diversion route

Traffic wishing to leave the A14 at Junction 2 should continue on the A14 Eastbound to Junction 3. Leave the A14 at the Junction 3 exit slip and re-join the A14 Westbound. Leave the A14 at the Junction 2 exit slip and turn on to the A508. End of diversion.



For A14 Junction 2 Eastbound entry closure diversion route

Traffic wishing to join the A14 Eastbound carriageway should continue on the A508 to the junction 2 Westbound entry slip and take the A14 Westbound to Junction 1. Leave the A14 at the Junction 1 exit slip and re-join the A14 using the Eastbound entry slip road. End of diversion.



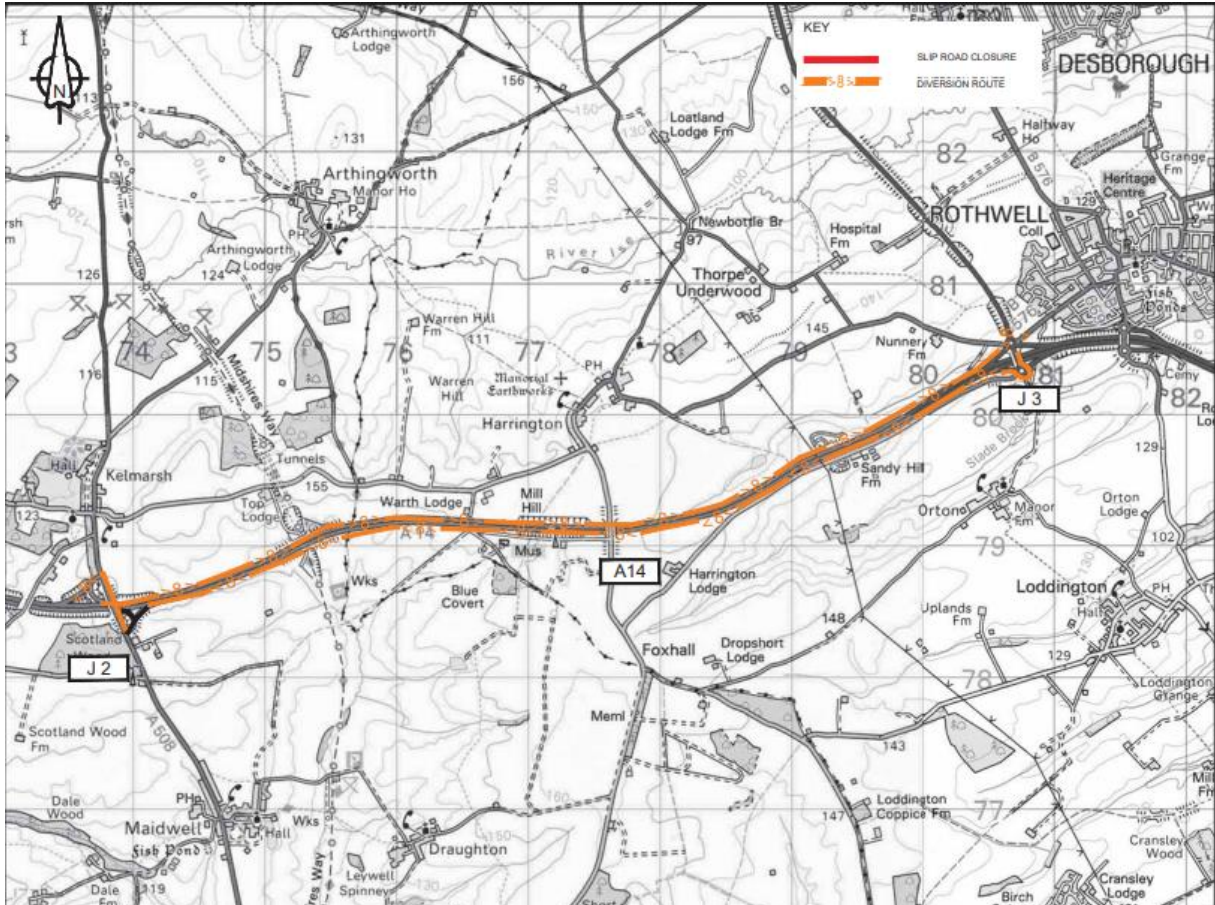
For A14 Junction 2 Westbound Exit closure diversion route

A14 Westbound traffic wishing to exit at Junction 2 should continue on the A14 Westbound carriageway to Junction 1. Leave the A14 at the Junction 1 exit slip and re-join the A14 using the Eastbound entry slip road. Carry on using the A14 Eastbound carriageway to Junction 2. Leave the A14 at the Junction 2 exit slip and turn on to the A508. End of diversion.



For A14 Junction 2 Westbound entry closure diversion route

Traffic wishing to gain entry to the A14 Westbound carriageway should take the Junction 2 Eastbound entry slip and continue on the A14 Eastbound carriageway to Junction 3. Leave the A14 at the Junction 3 exit slip and re-join the A14 using the Junction 3 Westbound entry slip. End of diversion.



What about noise and lighting?

We will keep noise levels as low as possible and will prioritise the noisiest works between 8pm to midnight.

More information

For more information, or to be removed from the mailing list, please email:

EMcomms@amey.co.uk

Kind regards

Kelly White

Public Liaison Officer Support